



TAKING SIDES

Learning Objectives: The students will...

1. Explain the conflicts and compromises made prior to the Civil War.
2. Identify points of view from the historical context surrounding an event and the frame of reference which influenced the participants.
3. Support a point of view on a social studies issue or event.
4. Create written, oral, and visual presentations of social studies information.

TEKS: 8.6D, 8.7D, 8.8B, 8.18C

Materials Needed: Civil War Event Cards, notes sheets

Vocabulary: compromise, secession, proviso

Teaching Strategy:

1. Students will be writing an editorial from the perspective of a Northerner or Southerner on key events leading up to and beginning the Civil War.
2. The teacher asks the question, "Was Andrew Jackson a good president?" Have the class discuss the answer to this question from the point of view of:
 - a. A common man voting for the first time
 - b. A Cherokee Indian
 - c. A Supreme Court justice
3. Students will be asked to draw a card from a stack to determine which event and what point of view they will be reporting from.
4. Students will then write an editorial for the newspaper reporting on the event as a northerner or southerner as well as expressing a clear opinion from the point of view assigned. The article can include an editorial cartoon or illustration expressing the same point of view if desired.
5. On day two, each student will find the person who wrote the opposing side to the article they wrote. They will pair up and have a short debate on the topic from their point of view, trying to convince the other person that their perspective is more accurate.
6. Students will then post their articles side by side on the wall. Students will then walk around and summarize the events from both the Northern and Southern point of view to fill out the notes sheet.

Extension for GT/Pre AP:

Students from the North and students from the South will join together to create a debate team. A debate will be held to address the question, "Who was right?"

SpEd/ESOL:

Students use pictures with captions to create a mobile on issues leading to Civil War from the Northern/Southern point of view.

**Conflicts and Compromises Before the Civil War
Notes Sheet**

1. Underground Railroad

2. Wilmot Proviso

3. Compromise of 1850

4. Dred Scott Decision

5. Fugitive Slave Law

6. Uncle Tom's Cabin

7. Kansas Nebraska Act

8. Bleeding Kansas

9. Lincoln/Douglas Debate

10. Caning of Sumner

11. John Brown attacks Harper's Ferry

12. Election of 1860

13. Southern States Secede

14. Firing on Fort Sumter


15. Battle of First Bull Run

Civil War Event Cards

NORTH

 Underground Railroad
North


 Wilmot Proviso
North

 Compromise of 1850
North

 Dred Scott Decision
North

 Fugitive Slave Law
North


 Uncle Tom's Cabin
North


 Kansas-Nebraska Act
North


 Bleeding Kansas
North

SOUTH


Underground Railroad
South 


Wilmot Proviso
South 


Compromise of 1850
South 

Dred Scott Decision
South 


Fugitive Slave Law
South 


Uncle Tom's Cabin
South 


Kansas-Nebraska Act
South 


Bleeding Kansas
South 

NORTH

 Lincoln/Douglas Debate
North

 Caning of Sumner
North

 John Brown Attacks
Harpers Ferry
North


 Election of 1860
North


 Southern States Secede
North


 Shots Fired on Ft. Sumter
North


 Battle of First Bull Run
North


SOUTH


Lincoln/Douglas Debate
South 

Caning of Sumner
South 

John Brown Attacks
Harpers Ferry
South 

Election of 1860
South 

Southern States Secede
South 

Shots Fired on Ft. Sumter
South 

Battle of First Bull Run
South 