



PIZZA POWER

Learning Objectives: The students will...


1. Introduce different forms of government.
2. Compare the dignity and value of the individual as it relates to ownership and participation in the different forms of government.
3. Compare the productivity and process of the various systems of government.

TEKS: 6.10A, 6.11A, B


Materials Needed: One Pizza Order Form per group, one Government Card per group.

Teaching Strategy:


1. This is a quick simulation that will allow students to experience different forms of government.
2. Divide the class into five groups. Give each group one Pizza Order Form and one of the five Government Cards. The Government Card describes the decision making process that the group must use to complete the order. Explain that the goal of this task is for the group to order a pizza by completing the pizza order form AND following these exact instructions:
 - a. Appoint a time keeper to keep track of the time it takes to complete the order.
 - b. Use their type of government's decision making process to select the leader(s).
 - c. Continue to follow the decision making instructions for all decisions on the pizza. For example, the democracy must vote on every decision beginning with the selection of the leader. NOTE—The teacher should circulate to be sure that is happening especially for the democracy and republic groups.
3. Several of the groups (dictatorship/monarchy) will probably complete their order in much less time. Tell them if they finish they should sit quietly and observe the groups still working to see if they can determine the type of government being used. It is very possible that some groups will not complete their order in the time given.
4. When all groups have completed their order or a designated amount of time set by the teacher is called, each group should report the following:
 - a. The pizza ordered by the group
 - b. The amount of time the group used to order their pizza
 - c. A summary of the group's feelings about the decision making process used
5. Debrief the exercise by asking the following questions either to the entire group or individually:
 - a. Which forms of government were the most efficient? Why is this so?
 - b. Which forms of government took the most time? Why?
 - c. What were the attitudes of the members of your group during the exercise? How could attitudes of the group members be improved?
 - d. What advantages/disadvantages can you see about each form of government?
 - e. Which forms of government are example of rule by one, rule by few, and rule by many?



PIZZA ORDER FORM



Crust: Deep dish or thin; white or whole wheat



Toppings: Cheese (white or yellow), pepperoni, mushrooms, sausage, hamburger, chicken, Canadian bacon, ham, turkey, black or green olives, green peppers, onions, tomato slices, squash, spinach, zucchini, broccoli, artichoke hearts, pineapple, garlic, jalapeno peppers, anchovies



Our government's order:











Type of Government: _____

Time: _____



Dictator or Totalitarian: The leader of this group is determined by who is the strongest or in this case the youngest male in the group. This person is to make all of the decisions about the pizza. In fact the leader is the only one who can speak and if other members of the group want to speak and offer suggestions, they must raise their hand for permission which may or may not be granted by the leader.

Monarchy: The monarch or king is determined by the oldest in the group (preferably male). The leader is to make all decisions on the pizza and can solicit ideas of the others (especially his friends in the group) only if desired by the king. However, all final decisions are to be made by the monarch. All others in the group are to sit silently and accept whatever pizza is ordered.

Theocracy/Aristocracy: The leader is the oldest in the group who then chooses three of his/her friends with whom to share power. This ruling class **must** be consulted on all decisions about the pizza. All others in the group will accept whatever pizza is ordered.

Democracy: Hold an election by the group to determine the leader who is responsible for leading the discussion on the pizza. This leader is to treat all group members equally and fairly. **All decisions** about the pizza are to be reached by a vote of everyone in the group. A majority vote is needed for each decision. There is also to be discussion before each vote is taken. This group will be penalized if discussion does not take place and votes are not taken on every decision.

Republic: Hold an election to elect five members to design the pizza. The remaining members of the group are to sit to the side and observe. The five that are charged with making the decisions are to **vote on each decision** with a majority vote needed. If the observing group wants to offer suggestions to the group, they are to write them on a petition and submit to the ruling group. These suggestions may or may not be incorporated into the final order, but must be discussed by those making the decisions. This group will be penalized if votes are not taken on each decision.



TYPES OF GOVERNMENT



TYPE	EXPLANATION	EXAMPLES
DEMOCRACY	The people govern themselves by meeting together and making laws for their society (PURE).	
DICTATORSHIP	One person rules the nation with no limits on his power and does whatever he wishes.	
MONARCHY	One person rules for life usually as a result of inheriting the position as a member of a certain family. Power may or may not be limited.	
REPUBLIC	Through elections the people choose those who govern them. (INDIRECT DEMOCRACY)	
THEOCRACY	Those who rule do so because they are members of a particular religious faith.	
TOTALITARIAN	One or a few individuals possess total control over the government as well as the economy. No opposition is permitted.	