



CELEBRATE HISPANIC HERITAGE MONTH

Learning Objectives: The students will...

1. Explore ways our Hispanic heritage impacts the United States through food, names of cities, and other ways.
2. Understand the contributions of people of Hispanic heritage to our national history.
3. Create a visual to inform classmates.

TEKS: SS 3.10A&B

Materials Needed: Research materials (print or online), index cards, one Playing Card template per student, markers.

Vocabulary: indigenous, Hispanic, Latino

Teaching Strategy:

1. Introduce the lesson by asking students to name and locate cities that have Spanish sounding names, such as San Antonio; El Paso; Los Angeles, CA; Pueblo, CO; San Francisco, CA; Santa Fe, NM; and San Diego, CA.
2. Remind students of all the Spanish food that have become so popular in our world. Ask them to name their favorites.
3. These things remind us that Hispanic influences are strong in the U.S., and especially in Texas. Texas is home to 7.8 million Hispanics, and California has 12.4 million. Fourteen percent of the U.S. is of Hispanic origin. For this reason we celebrate Hispanic Heritage Month from September 15 to October 15.
4. Inform students that many Hispanic Americans trace their roots to indigenous people including:
 - a. Arawaks (Puerto Rico)
 - b. Aztecs (Mexico)
 - c. Incas (South America)
 - d. Mayas (Central America)
 - e. Tainos (Cuba, Puerto Rico and others)
5. Locate these regions on a map.
6. Invite students to select one famous Hispanic person (from the list below) to research and learn two facts about.
7. Students will record their two facts on an index card and include the source where the information was found. Facts should include why that person is famous or what they are noted for, plus another interesting fact.
8. Each student will create a playing card for the person researched for use in a "Go Fishing" or "Old Maid" format. Card should include the name, facts, and an icon representing that person.
9. When all cards are complete, make copies so that each child has an entire deck. Allow time for students to play and become familiar with other cards.

Extension for Gifted/Talented:

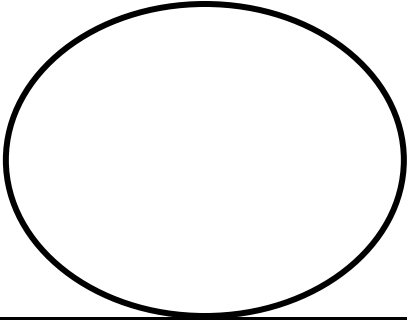
Students may research a category of famous Hispanics, such as explorers, athletes, artists, etc. and create a crossword puzzle with the names and one fact of the famous people researched.

Famous Hispanic/Latinos

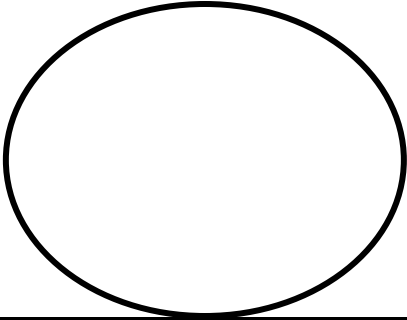
- | | | |
|-----|--------------------------|--------------|
| 1. | Vasco Nunez Balboa | Explorer |
| 2. | Simon Bolivar | Statesman |
| 3. | Salvador Dali | Painter |
| 4. | Gloria Estefan | Singer |
| 5. | Francisco de Goya | Painter |
| 6. | Pablo Picasso | Painter |
| 7. | Juan Ponce de Leon | Explorer |
| 8. | Queen Isabel of Castille | Queen |
| 9. | Andres Segovia | Musician |
| 10. | Lee Trevino | Athlete |
| 11. | Hernando de Soto | Explorer |
| 12. | Cesar Chavez | Activist |
| 13. | Pablo Casals | Musician |
| 14. | Roberto Clemente | Athlete |
| 15. | Joan Baez | Musician |
| 16. | Henry Cisneros | Politician |
| 17. | Pele | Athlete |
| 18. | Cabeza de Vaca | Explorer |
| 19. | Francisco Coronado | Explorer |
| 20. | Martin de Leon | Empresario |
| 21. | Aztec Indians | Indigenous |
| 22. | Inca Indians | Indigenous |
| 23. | Mayan Indians | Indigenous |
| 24. | Cleto Rodriguez | Soldier |
| 25. | Lorenzo de Zavala | Texas leader |
| 26. | Ellen Ochoa | Astronaut |
| 27. | Sammy Sosa | Athlete |

FAMOUS HISPANICS PLAYING CARD TEMPLATE

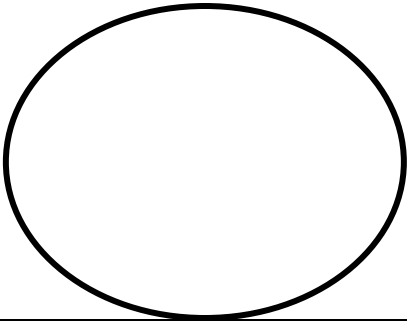
Famous Hispanics



Famous Hispanics



Famous Hispanics



Famous Hispanics

