

## **SETTING A NEW YEAR'S GOAL TO BECOME A BETTER CITIZEN**

Learning Objectives: Students will:

1. Understand the characteristics of a good citizen.
2. Evaluate their own actions as a citizen.
3. Determine ways they can personally better help others at school, home and/or the community.

TEKS: SS 1.12C, 18 A&B, 2.13A, 19 A&B

Materials Needed: Copies of the "Surveying Myself" attachment for each student, "My Goal" attachments for each student, business size envelopes

Vocabulary: citizen, goal, needs, survey

Teaching Strategy:

1. Discuss with students that the founders of our country believed it was each citizen's responsibility to help others and put the needs of others before their own needs. Lead students to analyze how their classroom, school, home, and/or community would be a better place if they (citizens) put the needs of others before their own desires or wishes.
2. Have students brainstorm ways that they can exhibit good citizenship in the classroom. List students' ideas on the board or on an overhead transparency.
3. Tell students that they are going to evaluate themselves to identify ways they can be better citizens in the classroom, at school, at home, or in the community.
4. Give each student a "Surveying Myself" attachment. Explain the directions and ask students to complete the survey as honestly as possible. Assure them that no one else will view their survey.
5. After students have completed their surveys, ask them to identify one behavior that they could improve on or change. Give each student a "My Goal" form and an envelope. Ask students to list the behavior that they would like to improve or change during the next two weeks and what action they will take to achieve this goal.

6. Instruct students to place goal sheets and surveys in their envelopes. The teacher should store the envelopes in a safe place and during the next two weeks, have the students review their goals every two or three days. This reminder is a very important step to help students achieve their goals.

Evaluation:

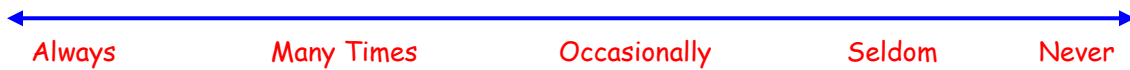
After the two weeks have passed, give students their envelopes and have them complete the "Results" section of their goal sheets. They should explain whether they achieved their goal or not and why. The teacher may then have students set a goal to change another behavior listed on their surveys. The same procedure can be repeated as often as desired.

Extension for Gifted and Talented: Have students create an illustrated book that contains examples of things kids can do to exhibit good citizenship in the classroom and put the needs of others before themselves. Each illustration should contain a caption or title.

## SURVEYING MYSELF

Place a checkmark on each continuum to indicate how often you do the following things. Please try to be honest. No one else will read what you put.

1. Do you compliment someone else when they do something good?



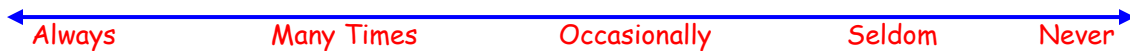
2. Do you make fun of others when they make a mistake?




3. Do you raise your hand when you want to talk so you won't interrupt others?



4. Do you pick up something for another person when they drop it?



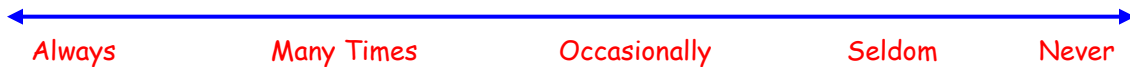
5. Do you listen and try to understand what other people are saying when they talk?




6. Do you brag about things you have or things that you have done?



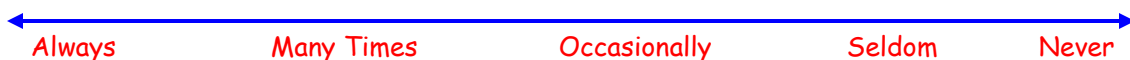
7. Do you use manners by saying such things as, "Please" and "Thank you?"




8. Do you complain about things and exhibit a negative attitude?



9. Do you look for ways to help other people and then actually help them?





My goal is to be a better citizen by \_\_\_\_\_

\_\_\_\_\_

During the next two weeks I will \_\_\_\_\_

\_\_\_\_\_

\_\_\_\_\_

Name

\_\_\_\_\_

Date

Results: Did you achieve your goal? \_\_\_ Yes \_\_\_ No

Explain why or why not: \_\_\_\_\_

\_\_\_\_\_

\_\_\_\_\_

If you achieved your goal, describe how it makes you feel and why.

\_\_\_\_\_

\_\_\_\_\_

\_\_\_\_\_